

Crime statistics, 2019

Tiranë, 30 April 2019: In this publication, crime statistics present information on recorded criminal offences, perpetrators of criminal offences, injured persons, criminal proceedings, defendant persons, and data on prisoners.

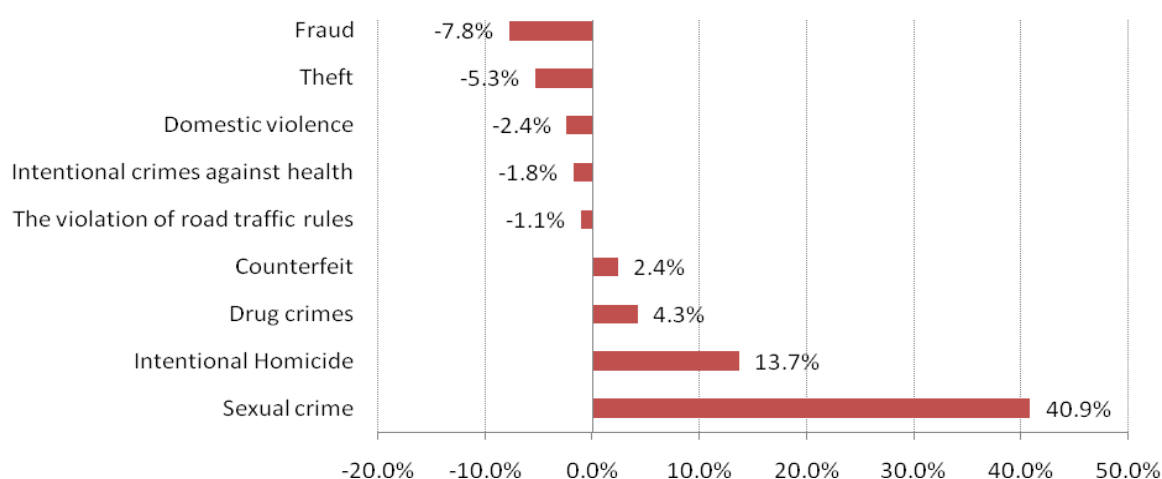
Recorded criminal offences

In the year 2019, are recorded in total 35,210 criminal offences, 2.2 % more, compared to the year 2018. In relation to population, in the year 2019 are recorded 123.4 criminal offences per 10 thousand inhabitants, from 120.2 offences in the year 2018.

Tab. 1 Recorded criminal offences

Criminal Offences	2015	2016	2017	2018	2019
Intentional Homicide	54	71	50	51	58
Attempted murder	138	132	129	114	76
Intentional crimes against health	2,892	2,579	2,650	2,493	2,449
Sexual crime	149	120	113	110	155
Theft (article 134)	4,716	3,979	3,957	4,532	4,290
Violent robbery	157	111	152	108	85
Armed robbery	33	13	11	22	13
Theft through abuse of office	150	81	118	70	76
Fraud	803	1,031	1,127	1,040	959
Counterfeit	125	73	85	82	84
Domestic violence	1,300	1,488	1,412	1,374	1,341
Drug crimes	2,321	3,248	2,070	1,907	1,989
The violation of road traffic rules	5,280	5,357	5,316	5,713	5,652
Other	17,330	15,112	16,714	16,852	17,983
Total	35,864	33,808	34,317	34,468	35,210
Per 10 thousand inhabitants	124.5	117.5	119.4	120.2	123.4

Fig 1. Percentage change of criminal offences, 2018–2019

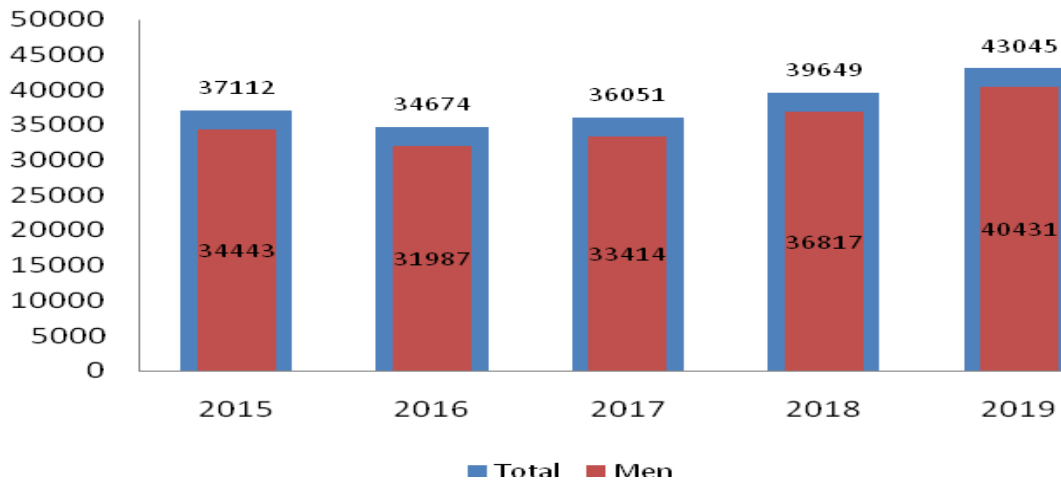


Perpetrators of criminal offences

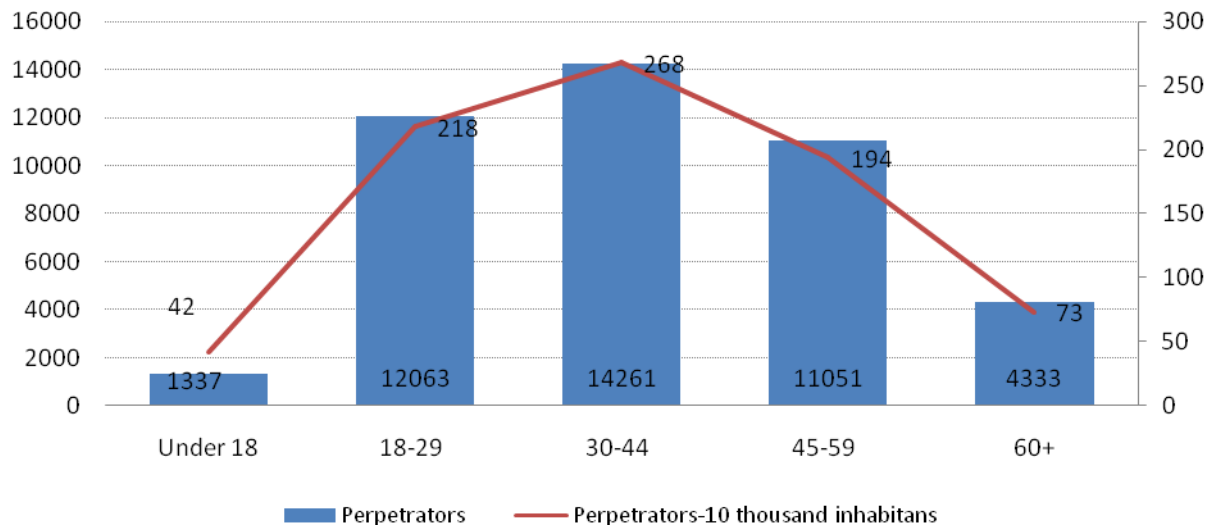
In the year 2019, are registered 43,045 perpetrators per criminal offences, 8.6 % more, compared to the year 2018. The number of perpetrators according to criminal offenses includes the number of suspects who may be present in more than one criminal offense and the perpetrator is counted in all offenses where he is suspected. Meanwhile, the number of perpetrators without recurrence in criminal offenses, in 2019 is 36,083 perpetrators, 4.5 % less, compared to the year 2018.

Tab 2: Perpetrators per criminal offences

Criminal Offences	2015	2016	2017	2018	2019
Intentional Homicide	81	80	48	60	78
Attempted murder	190	164	156	149	96
Intentional crimes against health	3,665	3,282	3,487	3,264	3,279
Sexual crime	163	127	111	114	162
Theft (article 134)	807	824	629	3,178	2,608
Violent robbery	131	123	157	115	101
Armed robbery	474	354	381	23	34
Theft through abuse of office	164	88	130	77	104
Fraud	855	1,086	1,141	1,033	983
Counterfeit	102	70	81	77	69
Domestic violence	1,359	1,586	1,507	1,459	1,438
Drug crimes	2,189	2,489	2,482	2,357	2,703
The violation of road traffic rules	5,108	5,096	5,173	5,530	5,473
Other	21,824	19,305	20,568	22,213	25,917
Total	37,112	34,674	36,051	39,649	43,045
Author without recurrence in criminal offenses	34,093	31,231	32,289	34,537	36,083

Fig 2: Total number of perpetrators and men perpetrators

In 2019, 33.1 % of perpetrators are in the group of 30-44 year old, 28.0% of the 18-29 age group and 25.7 % belong to the age group 45-59 years. In relation to the population, the ranking of age group is the same.

Fig 3: Perpetrators per criminal offences by age group, 2019

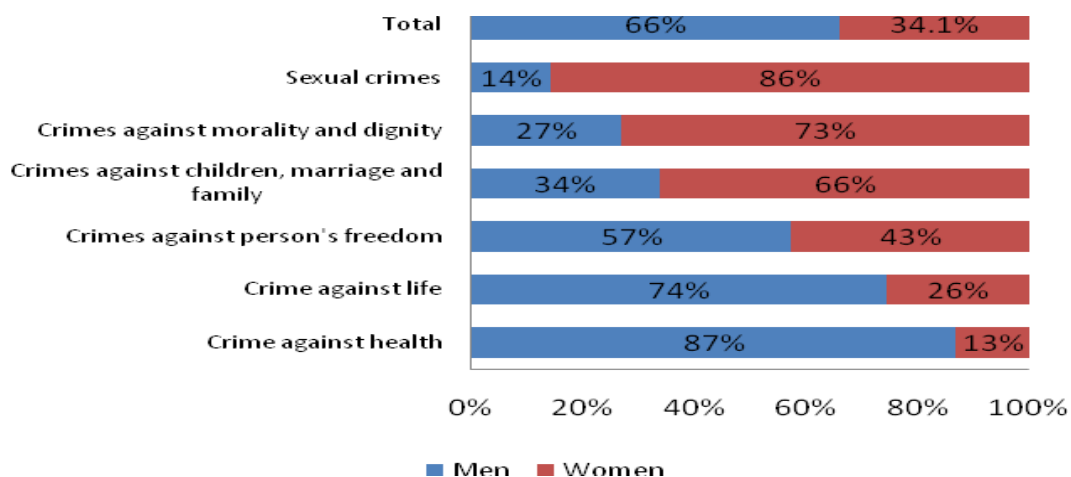
Injured persons

In 2019 were registered 18,858 injured persons, 1.3 % less persons, compared to the year 2018. Injured persons for crimes against a person account for 35.7 % of the total number of injured persons.

Tab 3: Injured persons for crimes against the person

Injured persons	2015	2016	2017	2018	2019
Crime against life	1,768	1,673	1,606	1,652	1,401
Crime against health	3,359	3,011	3,239	2,982	2,986
Sexual crimes	146	121	114	105	148
Crimes against person's freedom	234	165	146	173	181
Crimes against morality and dignity	366	403	350	335	321
Crimes against children, marriage and family	1,544	1,804	1,777	1,736	1,652
Other crimes against the person	25	19	25	24	40
Injured persons for crime against the person	7,442	7,196	7,257	7,007	6,729
Total number of injured persons	20,168	19,078	19,062	19,101	18,858

In 2019, in the total number of injured persons by crimes against a person, women make up 34.1% of the injured persons, and their highest percentage is recorded in sexual crimes, crimes against morality, dignity as well as offences against children, marriage and family.

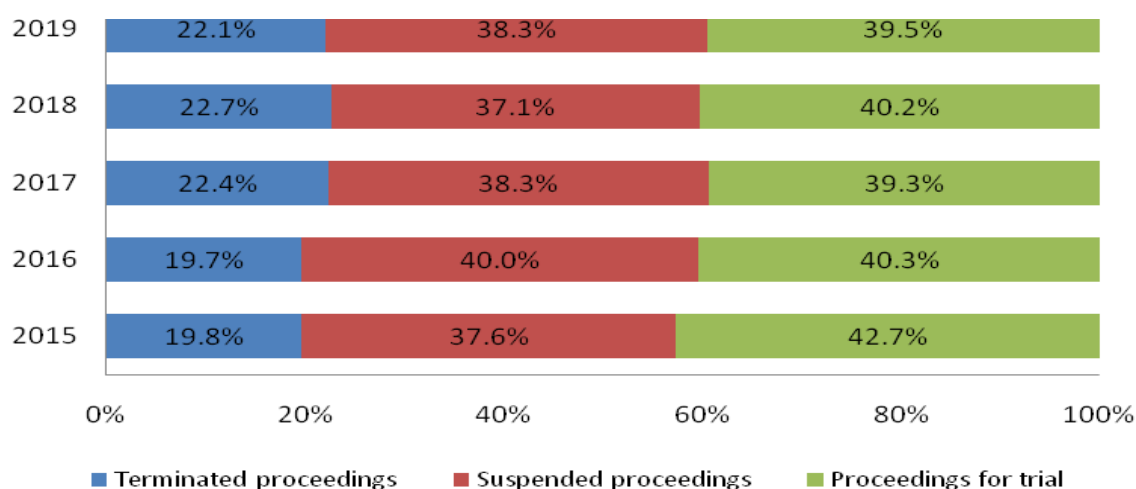
Fig 4: The percentage of injured persons of crimes against the persons by sex, 2019

Criminal proceedings

In the year 2019, the total number of registered criminal proceedings was 30,695, 2.2 % less, compared to the year 2018. From 26,307 completed criminal proceedings, 22.1 % of them are terminated, 38.3 % are suspended and 39.5 % are sent in court for trial.

Tab 4: Registered criminal proceedings

Criminal offences	2015	2016	2017	2018	2019
Intentional Homicide	141	167	120	126	137
Attempted murder	49	51	43	52	28
Intentional crimes against health	822	738	862	908	903
Sexual crime	130	109	102	113	158
Theft (article 134)	1,0065	9,920	9,514	9,219	8,682
Violent robbery	258	146	187	118	117
Armed robbery	58	31	22	35	15
Theft through abuse of office	147	97	127	114	85
Fraud	1,071	1401	1,060	872	745
Counterfeit	133	94	78	80	82
Domestic violence	1,206	1,355	1,310	1,209	1,140
Drug crimes	2,033	2,795	1,764	1,524	1,548
The violation of road traffic rules	3,659	3,681	3,639	4,121	4,038
Other	12,680	10,698	12,634	12,898	13,017
Total	32,452	31,283	31,462	31,389	30,695

Fig 5: The progress of completed proceedings

Defendant persons

In the year 2019, 14,721 defendants were registered, 9.4% less, compared to the year 2018. The majority of defendants are adult persons and account for 97.0% in 2019, while the juveniles occupy 3.0 % of the total number of defendants.

Tab 5: Defendant persons by criminal offences

Criminal offences	2015	2016	2017	2018	2019
Intentional Homicide	166	192	98	111	132
Attempted murder	27	51	33	38	32
Intentional crimes against health	828	705	698	622	542
Sexual crime	94	90	79	66	111
Theft (article 134)	1,937	1,690	1,376	1,299	1,078
Violent robbery	144	94	87	73	70
Armed robbery	41	27	17	13	18
Theft through abuse of office	114	88	78	68	86
Fraud	581	696	827	446	384
Counterfeit	38	53	41	45	38
Domestic violence	1,222	1,281	1,194	1,198	1,038
Drug crimes	1,199	1,693	1,819	1,183	921
The violation of road traffic rules	3,405	3,186	3,034	3,596	3,152
Other	9,925	7,600	6,975	7,491	7,119
Total	19,721	17,446	16,356	16,249	14,721

Fig 6: Defendant persons by sex

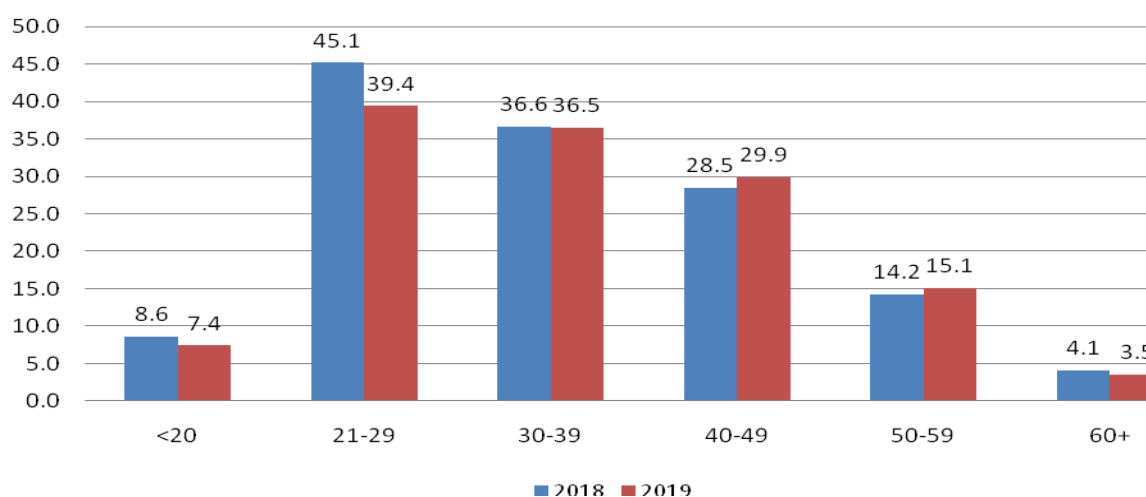
Prisoners

In the end of the year 2019, are counted 5,045 prisoners, 5.1% less prisoners, compared to 2018. In relation to the population, in 2019 there are 21 inmates per 10 thousand inhabitants, from 22 prisoners in the year 2018. Most prisoners are male persons, who account for 98.3% of the total number of prisoners.

Tab 7: Prisoners by criminal offences

Criminal offences	2015	2016	2017	2018	2019
Robbery	1,212	956	1,049	859	811
Homicide	1,470	961	994	1,053	1,006
Injury	218	100	103	94	74
Sexual crime	134	83	90	108	38
Drug crimes	1,329	1,530	1,598	1,706	1,580
Criminal organizations	28	22	26	52	78
Fraud	68	53	99	112	129
Exploitation of prostitution	79	58	90	78	67
Other	1,395	2,183	1,369	1,254	1,262
Total	5,933	5,946	5,418	5,316	5,045

The age group 21-29 has the highest rate of prisoners in relation to population. The lowest rate is for people over 60 and under 20 years old.

Fig 7: Prisoners for 10 thousand inhabitants

Methodology

1. Recorded criminal offences

Statistics on recorded criminal offences give a comprehensive view of the cases inflow to the Police during one year. It shows the number of offences that have been reported and recorded as criminal offences by the police.

2. Perpetrators of criminal offences

Data on suspected persons refer to persons suspected by the police for committing a criminal offence. One perpetrator may be present in more than one criminal offense.

3. Injured persons

Injured persons of criminal offences refer to injured persons from the occurrence of a crime during a year.

4. Criminal proceedings

Criminal proceedings refer to cases for which a criminal investigation had been started from prosecution. Registered criminal proceeding for one year refers to new criminal proceedings registered for that year. Terminated proceedings are the proceedings for which the prosecutor at the conclusion of the preliminary investigation decides or asks the court to dismiss the case or the charge, when the cases provided for in Article 328 of the Criminal Procedure Code. Suspended proceedings are the decision of the prosecutor in cases when the perpetrator is not recognized or when the defendant wanders out of a serious illness stopping the further investigation. The statistics on criminal proceedings sent to trial show cases outflow to court in prosecution of a person charged or to be charged for the committing of a crime.

5. Defendant persons

Statistics on defendants presents data on the number of new defendants that goes to court during the referring year from criminal proceedings. In the justice system, in this phase they are not more suspected persons of committing of a criminal offence, as they were in police but they are accused persons.

6. Prisoners

Data on prisoners includes juvenile persons (under 18 years old), adults (over 18 years old) by gender who have been convicted by a final decision and pre-detainees over the years. The number of prisoners shows the prisoners' situation in a given year, including new arrivals and exits that occur for the period in question.

Definitions

Intentional homicide: A criminal offense by which another person is intentionally or negligently deprived of life. Are included articles of Criminal Code: article 76 Murder, article 77 Murder connected with another crime, 78 Premeditated homicide, 78/a Murder for blood feud, 79 Homicides committed in other specific circumstances, 79/a Public officials murder, 79/b Police murder, 79/c Murder for family relationship, 80 Infanticide.

Crimes against health: Are included articles 86 – 90 of Criminal Code of Albania.

Sexual crimes: Are included article 100-108/a of Criminal Code of Albania

Fraud: Are included articles 143-149/b of Criminal Code of Albania.

Counterfeit: Article 183 of Criminal Code of Albania.

Violation of traffic rules: Are included article 290 Violation of road traffic regulations, article 291 Driving vehicles inappropriately, article 273 Leaving the scene of an accident.

Drug crimes: Are included article 283/a Trafficking of narcotics, article 284 Cultivation of narcotic plants, article 284/c Production and manufacturing of narcotic and psychotropic substances.

Data source:

Data was provided by the State Police Directorate, General Prosecution and General Directorate of Prison.

The data on identified criminal offenses and perpetrators are preliminary and subject to review.