


CONSUMER PRICE INDEX



March 2012

Consumer Price Index (CPI), in March 2012, resulted 114.1 percent against December 2007 (December 07=100), signing an increase of 0.4 percent against the previous month.

The annual rate in March is 1.0 percent. A year before the annual rate was 4.3 percent.

The index of "Food and non-alcoholic beverage" signed an increase by 0.5 percent. Within this group the highest increase by 1.9 percent it was notice in the "fruit" subgroup. Here can be mentioned the increase prices of mandarin by 8.7 percent, banana with 1.9 percent, lemons by 1.8 percent, apples by 1.7 percent, oranges by 0.6 percent, etc. The index of "vegetables include potatoes" subgroup signed an increase by 0.9 percent, where can be mentioned the increase prices of tomatoes by 18.1 percent, pepper by 7.3 percent, olive by 1.7 percent, etc, as well as decrease price of cucumber by 17.7 percent, spinach by 15.2 percent, leek by 12.6 percent, etc. In March, prices in some other subgroup of this group are decrease, where can be mentioned decreases in the subgroups "sugar and desert" by 0.2 percent, "fish" by 0.1 percent, etc.

The index of "Alcoholic beverage and tobacco" group, signed an increase by 0.2 percent. Within this group prices of alcoholic beverage signed an increase by 0.3 percent and price of tobacco an increase by 0.1 percent.

The index of "Clothing and footwear" group, signed a decrease by 0.1 percent.

The index of "Rent, water fuel and power" group signed an increase by 0.2 percent, where can be mentioned increase price of fuel by 0.3 percent.

The index of "Transport" signed an increase by 1.2 percent. In March price of diesel signed an increase by 2.9 percent and price of petrol an increase by 3.6 percent.

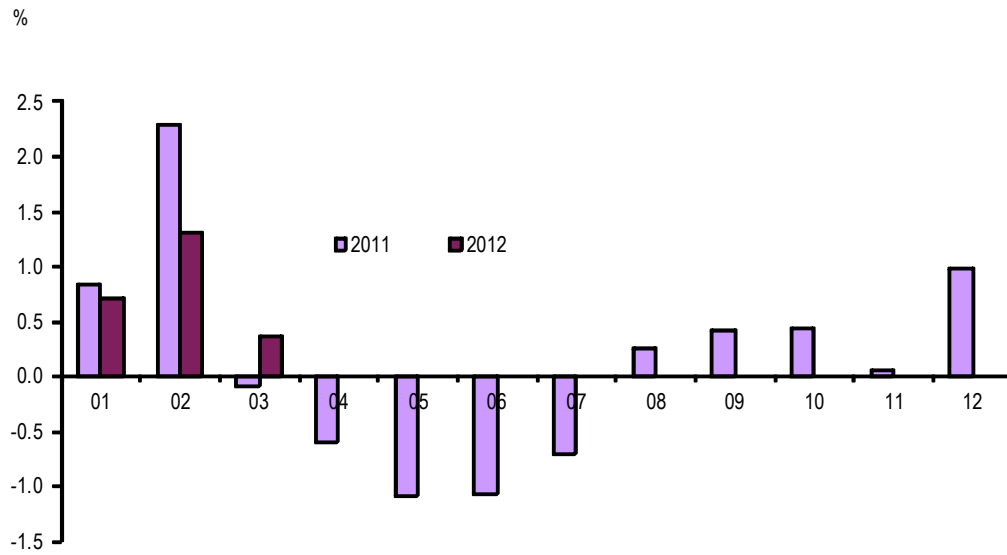
On the other group monthly changes various from + 0.1 to + 0.3 percent.

Impact of main groups

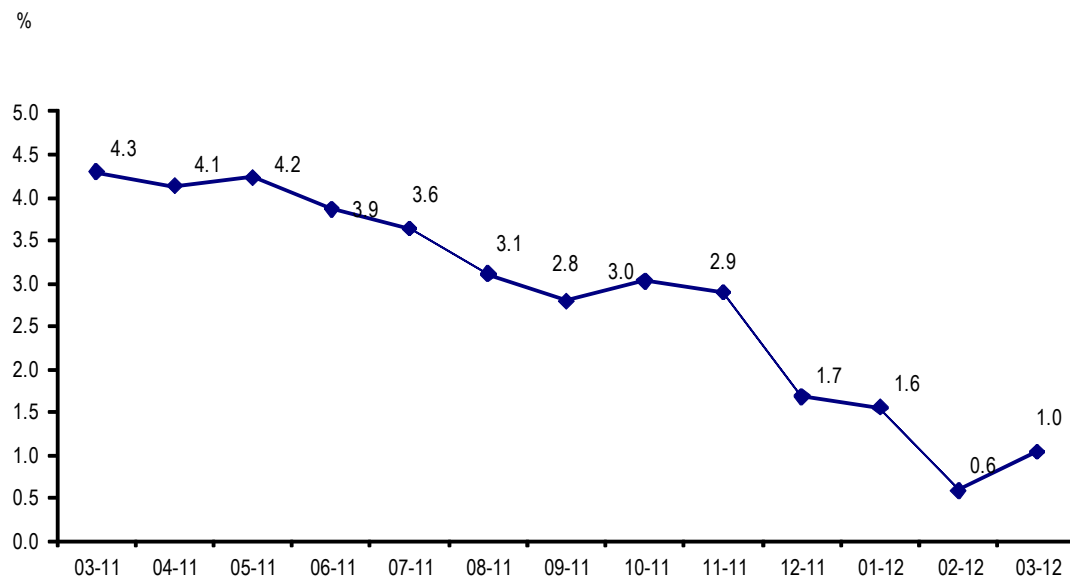
Codo	Grupet	Impact in:*	
		Monthly changes	Yearly changes
000000	Total of all items	0.4	1.0
01.	Food, and non-alcoholic beverages	0.19	0.01
02.	Alcoholic beverages and tobacco	0.01	0.06
03.	Clothing and footwear	0.00	-0.11
04.	Rent, water, fuel and power	0.03	0.14
05.	Furniture household goods and maintenance	0.01	0.12
06.	Medical care	0.00	0.10
07.	Transportation	0.07	0.33
08.	Communication	0.00	0.00
09.	Recreation and culture	0.01	0.04
10.	Education service	0.00	0.02
11.	Hotels, coffee-houses and restaurants	0.01	0.07
12.	Goods and different services	0.01	0.29

* Because of rounding, the sum of total impact may not be necessarily equal with the sum of 12 main groups.

**Monthly changes of Consumer Price Index
2011 - 2012**



**Yearly changes of Consumer Price Index,
2011 - 2012**



Consumer Price Index

Code	Groups	Weights	03-11	04-11	05-11
000000	Total of all items	100.0	112.9	112.2	111.0
01.	Food, and non-alcoholic beverages	39.3	121.7	119.9	116.8
01.1.	Food	37.2	122.6	120.6	117.3
01.1.1.	Bread and cereals	6.0	125.3	126.5	126.8
01.1.2.	Meat	8.9	114.7	115.0	115.2
01.1.3.	Fish	1.4	117.6	118.8	118.9
01.1.4.	Milk, cheese, and eggs	6.4	109.4	109.7	109.7
01.1.5.	Oils and fats	2.9	114.9	114.9	114.8
01.1.6.	Fruits	3.5	124.6	129.6	132.1
01.1.7.	Vegetables included potatoes	5.5	149.3	130.4	106.7
01.1.8.	Sugar ,jam honey , syrup, chocolates and sweets	2.2	130.4	130.4	128.7
01.1.9.	N.e.c. Food	0.5	110.8	111.0	111.3
01.2.	Non-acholic beverages	2.1	106.1	107.7	107.5
01.2.1.	Coffee, tea and cacao	0.7	105.7	110.0	111.3
01.2.2.	Mineral water beverages and soft beverages	1.4	106.4	106.5	105.5
02.	Alcoholic beverages and tobacco	3.6	122.7	122.8	122.9
02.1.	Alcoholic beverages	1.8	110.3	110.3	110.4
02.2.	Tobacco	1.8	134.9	135.0	135.1
03.	Clothing and footwear	5.1	92.1	91.8	91.8
03.1.	Clothing	3.7	94.1	94.0	93.9
03.1.2.1	Men's clothing	1.4	88.8	88.5	88.3
03.1.2.2.	Women's clothing	1.1	93.9	93.9	93.9
03.1.2.3.	Children's clothing	0.7	101.2	101.2	101.2
03.2.	Footwear	1.5	86.9	86.3	86.4
03.2.1.1.	Men's footwear	0.6	85.3	85.1	84.9
03.2.1.2.	Women's footwear	0.4	78.5	77.4	77.7
03.2.1.3.	Children's footwear	0.3	94.6	93.7	93.9
04.	Rent, water, fuel and power	16.3	112.2	112.1	112.0
04.1	Rent	10.7	105.0	105.0	105.0
04.3	Maintenance	0.9	102.6	102.6	102.6
04.4	Supplying with water	0.4	132.5	132.5	132.5
04.5	Fuel and power	4.3	129.6	129.3	129.1
05.	Furniture household and maintenance	10.0	101.6	101.6	101.7
05.1.	Decor furniture, carpet, floor coverings and repairs	4.1	98.6	98.6	98.6
05.1.1.	Furniture and major household equipment	3.6	99.0	98.9	98.9
05.1.2.	Carpet and other floor coverings	0.4	95.3	95.3	95.3
05.2	Household textiles	0.6	102.1	102.1	102.1
05.3	Household appliances	0.9	100.8	101.0	100.8
05.3.1.2.	Washing, drying and dishwashing machine	0.2	97.1	97.4	97.0
05.3.1.3.	Cooking equipment	0.1	102.9	103.3	102.9
05.3.1.4.	Heats and air condition	0.2	101.1	101.1	100.8
05.4	Glasswares, table-cloths and kitchen utensils	0.4	100.5	100.6	100.6
05.6.	Goods and services for household maintenance	0.9	109.3	109.4	110.4
06.	Medical care	3.4	119.0	119.1	119.4
06.1	Medicments and other pharmaceutical product	2.5	111.9	112.1	112.4
06.2	Medical, premedical and dental services	0.4	165.6	165.6	165.6
06.3	Hospital services	0.6	119.9	120.0	120.3
07.	Transport	6.1	113.2	114.0	113.8
07.1	Purchase of transport vehicles	1.2	113.2	113.8	114.0
07.2	Equipment operations of personal transportation	3.2	110.6	111.9	111.2
07.3	Transport services	1.8	117.8	117.8	118.1
08.	Communication	2.6	81.3	81.3	81.3
08.1.1.	Mail service	0.2	100.0	100.0	100.0
09.	Recreation and culture	3.1	112.0	111.8	112.0
09.1.	Audiovisual, photographic equipment and their repair	0.4	89.6	89.1	89.1
09.4	Entertainment and cultural services	0.8	99.5	99.5	99.6
09.5.	Newspapers, books and scholar equipment	1.0	137.1	137.1	137.1
10.	Education service	1.4	105.5	105.5	105.5
11.	Hotels, coffee-house and restaurants	4.2	105.4	105.4	105.4
11.1.	Catering	3.7	104.9	104.9	104.9
11.2	Accommodation booking service	0.5	109.1	109.2	109.2
12.	Goods and various services	4.9	103.3	103.3	103.4
12.1	Personal care	3.1	104.7	104.7	104.9

December 2007=100

06-11	07-11	08-11	09-11	10-11	11-11	12-11	01-12	02-12	03-12
109.8	109.0	109.3	109.8	110.2	110.3	111.4	112.2	113.7	114.1
113.8	111.9	112.6	113.3	114.4	114.3	116.9	118.5	121.1	121.7
114.1	112.1	112.9	113.5	114.7	114.6	117.3	119.0	121.8	122.4
127.1	126.6	126.9	126.9	127.0	126.9	126.8	126.7	126.9	127.1
115.2	115.4	115.8	115.7	115.8	116.0	116.9	117.3	117.4	117.4
119.1	118.6	119.8	120.6	120.3	120.7	121.9	121.0	121.9	121.7
109.1	109.3	109.9	111.0	112.1	113.3	114.7	114.8	114.8	115.9
114.9	114.4	114.8	114.7	114.8	114.2	114.0	114.0	114.1	114.4
132.3	124.3	122.6	125.0	125.9	118.3	121.0	124.2	129.7	132.2
85.5	77.4	81.1	82.1	87.8	90.7	103.9	113.1	127.8	129.0
127.5	128.3	129.4	130.8	131.0	130.9	131.4	131.0	130.5	130.2
111.8	111.9	112.2	112.0	112.1	112.2	112.2	112.2	112.4	112.8
107.6	107.6	108.3	108.7	109.1	109.1	109.5	109.5	109.6	109.7
111.3	111.3	111.4	111.4	111.8	111.8	111.9	111.9	112.0	112.4
105.8	105.7	106.8	107.3	107.7	107.8	108.3	108.3	108.4	108.3
123.0	122.9	123.1	123.2	123.2	123.5	124.2	124.1	124.4	124.6
110.6	110.6	111.0	111.0	111.0	111.0	112.3	112.3	112.7	113.0
135.0	134.9	135.0	135.0	135.0	135.7	135.7	135.7	135.8	136.0
91.7	91.4	90.3	90.3	90.6	90.7	90.7	90.7	90.2	90.2
93.8	93.7	92.5	92.7	93.0	93.2	93.3	93.2	92.7	92.5
88.0	88.0	87.4	87.6	88.2	88.2	88.3	88.0	87.1	86.9
93.8	93.6	91.8	92.1	92.2	92.7	92.8	92.6	92.1	91.9
101.4	101.0	101.1	101.1	101.4	101.5	101.5	101.8	101.8	101.7
86.2	85.5	84.5	84.4	84.6	84.3	84.3	84.3	83.9	84.2
84.9	83.7	82.3	82.3	82.5	81.9	81.9	81.7	81.2	81.4
77.3	76.2	75.5	75.4	75.3	75.2	75.3	75.3	75.1	75.7
93.8	93.7	92.8	92.8	93.0	92.7	92.7	92.7	92.2	92.2
112.0	111.9	111.8	112.1	112.2	112.2	112.3	112.4	112.9	113.1
105.0	105.0	105.0	105.6	105.6	105.6	105.6	105.6	105.6	105.9
102.6	102.5	102.5	102.4	102.3	102.3	102.3	102.3	102.3	102.3
132.5	132.5	132.5	132.5	132.5	132.5	132.5	136.5	151.0	151.0
128.9	128.5	128.4	128.4	128.7	128.7	128.9	128.9	129.5	129.9
101.9	102.0	102.0	102.1	102.2	102.3	102.4	102.7	102.7	102.8
98.7	98.6	98.6	98.6	98.6	98.6	98.7	98.6	98.4	98.4
99.0	98.9	98.9	98.9	99.0	99.0	99.0	98.9	98.6	98.6
95.3	95.3	95.3	95.3	95.1	95.1	96.3	96.5	96.5	96.9
102.2	102.8	102.9	102.9	103.1	103.1	103.3	103.3	103.4	103.4
101.2	100.9	100.6	100.8	100.4	100.5	100.1	101.0	100.8	100.8
97.7	97.5	97.7	97.6	98.1	98.2	98.4	99.1	98.2	98.4
102.7	102.7	102.6	102.7	102.1	102.4	102.2	103.4	102.6	102.7
101.7	101.1	100.5	101.5	101.2	101.5	101.4	102.4	102.5	102.6
100.6	100.6	100.6	100.6	100.7	100.7	100.7	100.8	100.9	101.2
110.8	110.8	111.3	111.3	111.3	111.3	111.3	111.7	111.9	111.9
119.7	119.7	119.7	121.5	121.8	121.8	121.7	121.9	122.3	122.3
112.7	112.7	112.7	114.8	115.1	115.1	114.9	115.1	115.4	115.3
165.8	165.8	165.9	165.9	166.0	166.0	166.0	166.0	167.3	168.2
120.7	120.7	120.7	122.4	122.7	122.8	122.8	122.9	123.2	123.5
113.7	113.4	113.8	114.3	114.7	115.3	115.4	116.9	117.8	119.2
114.7	113.9	113.9	114.3	114.5	114.1	114.2	115.1	116.5	117.4
110.9	110.3	110.9	111.9	112.4	113.6	113.7	114.7	116.0	118.1
118.3	118.4	118.8	118.6	118.9	119.2	119.3	121.8	121.9	122.5
81.3	81.3	81.3	81.3	81.3	81.3	81.2	81.2	81.2	81.2
100.0	100.0	100.0	100.0	100.0	100.0	100.0	100.0	100.0	100.0
111.6	111.7	111.6	112.8	113.0	113.0	112.8	112.9	113.0	113.5
88.9	88.8	88.4	88.3	87.5	87.6	86.3	86.5	86.6	86.8
98.6	98.6	98.6	98.8	99.5	99.5	99.5	99.9	100.1	100.1
137.1	137.1	137.1	140.5	140.5	140.5	140.5	140.5	140.5	140.5
105.5	105.5	105.5	105.4	106.9	106.9	106.9	107.0	107.0	107.0
105.5	105.4	105.3	105.4	106.0	106.4	106.7	106.9	106.9	107.1
104.9	104.9	104.9	104.9	105.3	105.9	106.2	106.4	106.4	106.6
109.7	109.4	108.3	108.4	110.4	110.4	110.4	110.6	110.7	110.9
103.4	103.6	103.7	104.0	102.3	102.5	102.7	102.9	109.1	109.4
104.9	105.1	105.3	105.8	105.7	105.9	106.3	106.6	106.9	107.3

Monthly rate of Consumer Price Index

Code	Groups	03-11	04-11	05-11	06-11
000000	Total of all items	-0.1	-0.6	-1.1	-1.1
01.	Food, and non-alcoholic beverages	-0.7	-1.5	-2.6	-2.6
01.1.	Food	-0.8	-1.6	-2.7	-2.7
01.1.1.	Bread and cereals	1.2	1.0	0.3	0.3
01.1.2.	Meat	0.3	0.3	0.1	0.0
01.1.3.	Fish	0.6	1.0	0.1	0.1
01.1.4.	Milk, cheese, and eggs	0.3	0.3	-0.1	-0.5
01.1.5.	Oils and fats	-0.2	0.0	-0.1	0.1
01.1.6.	Fruits	4.5	4.0	1.9	0.2
01.1.7.	Vegetables in cluded potatoes	-7.7	-12.6	-18.2	-19.8
01.1.8.	Sugar ,jam honey, syrup, chocolates and sweets	-0.5	0.0	-1.3	-1.0
01.1.9.	N .e.c. Food	0.2	0.2	0.3	0.4
01.2.	Non-acoholic beverages	0.8	1.4	-0.2	0.1
01.2.1.	Coffee, tea and cacao	1.4	4.1	1.2	0.0
01.2.2.	Mineral water beverages and soft beverages	0.5	0.1	-0.9	0.2
02.	Alcoholic beverages and tobacco	0.1	0.1	0.1	0.1
02.1.	Alcoholic beverages	0.2	0.1	0.0	0.2
02.2.	Tobacco	0.0	0.1	0.1	0.0
03.	Clothing and footwear	-0.3	-0.3	0.0	-0.1
03.1.	Clothing	-0.4	-0.1	-0.1	-0.1
03.1.2.1	Men's clothing	-1.3	-0.3	-0.2	-0.3
03.1.2.2.	Women's clothing	0.1	-0.1	0.0	-0.1
03.1.2.3.	Children's clothing	0.0	0.0	0.0	0.2
03.2.	Footwear	0.1	-0.7	0.1	-0.2
03.2.1.1.	Men's footwear	0.3	-0.2	-0.2	0.0
03.2.1.2.	Women's footwear	-0.2	-1.4	0.5	-0.6
03.2.1.3.	Children's footwear	0.1	-0.9	0.2	-0.1
04.	Rent, water, fuel and power	0.6	-0.1	0.0	-0.1
04.1	Rent	1.3	0.0	0.0	0.0
04.3	Maintenance	0.3	0.0	0.0	0.0
04.4	Supplying with water	0.0	0.0	0.0	0.0
04.5	Fuel and power	0.0	-0.3	-0.1	-0.2
05.	Furniture household and maintenance	0.1	0.0	0.1	0.1
05.1.	Decor furniture, carpec , floor coverings and repairs	0.0	0.0	0.0	0.1
05.1.1.	Furniture and major household appliances	0.1	0.0	0.0	0.1
05.1.2.	Carpec and other floor coverings	-0.2	0.0	0.0	0.0
05.2	Household tex tiles	0.0	0.0	0.0	0.1
05.3	Household appliances	0.1	0.2	-0.2	0.4
05.3.1.2.	Washing, drying and sink machine	-0.2	0.3	-0.4	0.7
05.3.1.3.	Cooking equipment	-0.2	0.4	-0.4	-0.2
05.3.1.4.	Heats and air conditionig	-0.1	0.0	-0.4	1.0
05.4	Glasswares table-cloths and kitchen utensils	0.0	0.1	0.0	0.0
05.6.	Goods and services for household maintenance	0.5	0.0	1.0	0.3
06.	Medical care	0.4	0.1	0.3	0.3
06.1	Medicments and other pharmaceutical product	0.5	0.1	0.3	0.3
06.2	Medical, premedical and dental services	0.2	0.0	0.0	0.1
06.3	Hospital services	0.5	0.1	0.3	0.3
07.	Transport	1.5	0.7	-0.2	0.0
07.1	Purchase of transportation v ehicles	1.0	0.5	0.2	0.6
07.2	Equipment operations of personal transportation	2.6	1.1	-0.6	-0.3
07.3	Transportation services	0.1	0.1	0.2	0.1
08.	Communication	-0.1	0.0	0.0	0.0
08.1.1.	Mail service	0.0	0.0	0.0	0.0
09.	Recreation and culture	0.3	-0.1	0.1	-0.3
09.1.	Audiovisual, fotografic equipment and their repair	0.0	-0.6	-0.1	-0.1
09.4	Entertainment and cultural services	0.0	0.0	0.1	-1.0
09.5.	Newspapers, books and scholarship equipment	0.1	0.0	0.0	0.0
10.	Education service	0.0	0.0	0.0	0.0
11.	Hotels, coffe-house and restaurants	0.0	0.0	0.0	0.1
11.1.	Catering	0.0	0.0	0.0	0.0
11.2	Booking service	-0.7	0.2	0.0	0.4
12.	Goods and different services	0.2	0.0	0.1	0.0
12.1	Personal care	0.3	0.0	0.1	0.0

December 2007=100

07-11	08-11	09-11	10-11	11-11	12-11	01-12	02-12	03-12
-0.7	0.3	0.4	0.4	0.1	1.0	0.7	1.3	0.4
-1.7	0.7	0.6	1.0	-0.1	2.3	1.4	2.2	0.5
-1.7	0.7	0.6	1.0	-0.1	2.4	1.5	2.3	0.5
-0.4	0.3	0.0	0.0	-0.1	0.0	-0.1	0.2	0.1
0.1	0.4	0.0	0.0	0.2	0.8	0.4	0.0	0.0
-0.4	1.0	0.6	-0.2	0.4	1.0	-0.7	0.7	-0.1
0.1	0.6	1.0	1.0	1.0	1.3	0.1	-0.1	1.0
-0.5	0.4	-0.1	0.1	-0.6	-0.1	0.0	0.1	0.2
-6.1	-1.4	2.0	0.7	-6.1	2.3	2.6	4.5	1.9
-9.5	4.8	1.2	6.9	3.3	14.6	8.9	13.0	0.9
0.6	0.9	1.1	0.2	-0.1	0.4	-0.3	-0.4	-0.2
0.1	0.2	-0.2	0.1	0.1	0.0	0.0	0.2	0.3
-0.1	0.7	0.3	0.3	0.1	0.3	0.0	0.0	0.1
0.0	0.0	0.0	0.4	0.0	0.1	0.0	0.1	0.3
-0.1	1.1	0.5	0.3	0.1	0.5	0.1	0.0	-0.1
0.0	0.2	0.0	0.0	0.3	0.5	0.0	0.2	0.2
0.0	0.3	0.1	0.0	0.0	1.2	0.0	0.3	0.3
-0.1	0.1	0.0	0.0	0.5	0.0	0.0	0.1	0.1
-0.3	-1.2	0.1	0.3	0.1	0.1	-0.1	-0.5	-0.1
-0.1	-1.3	0.2	0.3	0.2	0.1	-0.1	-0.5	-0.2
0.0	-0.6	0.1	0.7	0.0	0.1	-0.3	-1.0	-0.3
-0.1	-1.9	0.3	0.1	0.6	0.1	-0.1	-0.6	-0.2
-0.4	0.2	-0.1	0.4	0.1	0.0	0.3	0.0	-0.1
-0.8	-1.2	-0.1	0.2	-0.4	0.0	0.0	-0.4	0.3
-1.4	-1.7	-0.1	0.3	-0.7	0.0	-0.3	-0.5	0.2
-1.3	-0.9	-0.2	-0.1	-0.1	0.1	0.0	-0.1	0.7
-0.1	-1.0	0.0	0.2	-0.3	0.0	0.0	-0.5	0.0
-0.1	0.0	0.2	0.1	0.0	0.1	0.1	0.5	0.2
0.0	0.0	0.5	0.0	0.0	0.0	0.0	0.0	0.3
-0.1	0.0	-0.1	-0.1	0.0	0.0	0.0	0.0	0.0
0.0	0.0	0.0	0.0	0.0	0.0	3.0	10.6	0.0
-0.3	-0.1	0.0	0.3	0.0	0.2	0.0	0.5	0.3
0.1	0.0	0.1	0.1	0.1	0.1	0.3	0.0	0.1
-0.1	0.0	0.0	0.0	0.0	0.1	-0.1	-0.3	0.0
-0.1	0.0	0.0	0.0	0.0	0.0	-0.1	-0.3	0.0
0.0	0.0	0.0	-0.2	0.0	1.3	0.2	0.0	0.5
0.5	0.1	0.1	0.2	0.0	0.1	0.0	0.1	0.0
-0.2	-0.4	0.2	-0.4	0.1	-0.4	0.9	-0.1	-0.1
-0.2	0.2	-0.1	0.5	0.1	0.1	0.8	-0.9	0.2
-0.1	-0.1	0.1	-0.6	0.3	-0.2	1.1	-0.8	0.1
-0.6	-0.6	1.0	-0.2	0.2	-0.1	1.0	0.1	0.1
0.0	0.0	0.0	0.0	0.0	0.0	0.1	0.1	0.3
0.0	0.4	0.0	0.0	0.0	0.0	0.4	0.2	0.0
0.0	0.0	1.5	0.2	0.0	-0.1	0.1	0.3	0.0
0.0	0.0	1.8	0.3	0.0	-0.1	0.2	0.3	-0.1
0.0	0.1	0.0	0.0	0.0	0.0	0.0	0.8	0.5
0.0	0.0	1.4	0.2	0.1	0.0	0.1	0.2	0.2
-0.3	0.4	0.4	0.4	0.5	0.0	1.3	0.8	1.2
-0.7	0.0	0.3	0.2	-0.3	0.0	0.8	1.3	0.8
-0.5	0.5	0.9	0.5	1.0	0.1	0.9	1.1	1.8
0.2	0.3	-0.2	0.3	0.3	0.1	2.1	0.1	0.5
0.0	0.0	0.0	0.0	0.0	0.0	0.0	0.0	0.0
0.0	0.0	0.0	0.0	0.0	0.0	0.0	0.0	0.0
0.0	-0.1	1.0	0.2	0.0	-0.2	0.1	0.1	0.5
-0.2	-0.4	-0.1	-1.0	0.1	-1.4	0.2	0.2	0.2
0.0	0.0	0.2	0.7	0.0	0.0	0.4	0.2	0.0
0.0	0.0	2.5	0.0	0.0	0.0	0.0	0.0	0.0
0.0	0.0	-0.1	1.4	0.1	0.0	0.1	0.0	0.0
0.0	-0.1	0.0	0.6	0.4	0.2	0.2	0.0	0.2
0.0	0.0	0.0	0.4	0.5	0.3	0.2	0.0	0.2
-0.3	-1.0	0.1	1.9	0.0	0.0	0.1	0.1	0.1
0.1	0.1	0.3	-1.6	0.1	0.2	0.2	6.1	0.3
0.2	0.2	0.5	-0.1	0.2	0.4	0.3	0.3	0.5

Annual rate of Consumer Price Index

Code	Groups	03-11	04-11	05-11	06-11
		03-10	04-10	05-10	06-10
000000	Total of all items	4.3	4.1	4.2	3.9
01.	Food, and non-alcoholic beverages	6.1	6.1	6.5	5.7
01.1.	Food	6.4	6.2	6.7	5.8
01.1.1.	Bread and cereals	14.1	15.7	15.8	16.0
01.1.2.	Meat	2.9	3.0	3.4	3.5
01.1.3.	Fish	4.5	6.0	4.9	2.3
01.1.4.	Milk, cheese, and eggs	5.6	6.1	6.2	5.6
01.1.5.	Oils and fats	14.7	14.3	14.2	14.1
01.1.6.	Fruits	8.0	10.7	12.4	11.2
01.1.7.	Vegetables included potatoes	0.4	-4.5	-5.2	-11.3
01.1.8.	Sugar ,jam honey , syrup, chocolates and sweets	10.7	10.6	9.9	9.7
01.1.9.	N .e.c. Food	4.7	4.7	4.8	5.1
01.2.	Non-achoholic beverages	1.2	3.0	2.7	2.9
01.2.1.	Coffee, tea and cacao	3.8	7.8	8.9	8.8
01.2.2.	Mineral water beverages and soft beverages	0.0	0.7	-0.3	-0.1
02.	Alcoholic beverages and tobacco	13.5	12.7	12.1	11.6
02.1.	Alcoholic beverages	4.8	4.7	4.3	3.8
02.2.	Tobacco	21.6	20.0	19.1	18.7
03.	Clothing and footwear	-1.5	-1.6	-1.6	-1.6
03.1.	Clothing	-0.5	-0.5	-0.5	-0.7
03.1.2.1	Men's clothing	-1.3	-1.6	-1.8	-2.1
03.1.2.2.	Women's clothing	-0.5	-0.3	-0.2	-0.5
03.1.2.3.	Children's clothing	0.3	0.5	0.5	0.8
03.2.	Footwear	-4.1	-4.4	-4.3	-4.0
03.2.1.1.	Men's footwear	-4.1	-3.8	-4.1	-4.0
03.2.1.2.	Women's footwear	-8.0	-8.9	-8.3	-7.8
03.2.1.3.	Children's footwear	-1.0	-1.6	-1.4	-1.4
04.	Rent, water, fuel and power	3.1	3.1	3.1	3.1
04.1	Rent	2.4	2.4	2.4	2.4
04.3	Maintenance	1.7	1.3	1.3	1.2
04.4	Supplying with water	2.9	2.5	2.5	2.5
04.5	Fuel and power	5.1	5.1	5.3	5.2
05.	Furniture household and maintenance	0.5	0.5	0.9	1.1
05.1.	Decor furniture, carpet , floor coverings and repairs	0.0	0.1	0.1	0.2
05.1.1.	Furniture and major household equipment	0.2	0.2	0.4	0.5
05.1.2.	Carpet and other floor coverings	-1.7	-1.4	-2.4	-2.4
05.2	Household textiles	1.6	1.8	2.2	2.3
05.3	Household appliances	-0.1	0.7	0.6	1.3
05.3.1.2.	Washing, drying and dishwashing machine	-3.0	-1.5	-2.5	-1.0
05.3.1.3.	Cooking equipment	0.4	0.6	0.3	0.1
05.3.1.4.	Heats and air condition	-0.4	0.2	0.3	1.2
05.4	Glasswares, table-cloths and kitchen utensils	-0.1	0.0	-0.1	0.1
05.6.	Goods and services for household maintenance	2.8	1.4	2.4	2.7
06.	Medical care	8.1	6.4	5.2	4.6
06.1	Medicments and other pharmaceutical product	8.8	6.7	5.2	5.5
06.2	Medical, premedical and dental services	1.7	1.7	1.5	0.7
06.3	Hospital services	11.8	9.7	8.7	4.3
07.	Transport	6.4	5.8	5.4	5.5
07.1	Purchase of transport vehicles	0.5	1.1	2.7	4.0
07.2	Equipment operations of personal transportation	13.3	11.5	9.7	9.2
07.3	Transport services	-0.2	0.2	0.5	0.7
08.	Communication	0.4	0.5	0.5	0.6
08.1.1.	Mail service	0.0	0.0	0.0	0.0
09.	Recreation and culture	1.0	1.1	1.4	1.2
09.1.	Audiovisual, photographic equipment and their repair	-2.3	-1.8	-1.3	-0.8
09.4	Entertainment and cultural services	-0.9	-0.9	-0.4	-1.2
09.5.	Newspapers, books and scholar equipment	1.5	1.6	1.6	1.6
10.	Education service	-0.4	-0.4	-0.3	-0.3
11.	Hotels, coffe-house and restaurants	1.4	1.2	1.1	1.1
11.1.	Catering	1.3	1.2	0.9	0.9
11.2	Accommodation booking service	2.6	1.3	2.8	2.9
12.	Goods and varios services	0.3	0.3	0.2	0.1
12.1	Personal care	1.8	1.9	1.8	1.7

December 2007=100

07-11	08-11	09-11	10-11	11-11	12-11	01-12	02-12	03-12
07-10	08-10	09-10	10-10	11-10	12-10	01-11	02-11	03-11
3.6	3.1	2.8	3.0	2.9	1.7	1.6	0.6	1.0
5.3	4.3	3.3	3.9	3.5	1.2	1.4	-1.2	0.0
5.5	4.4	3.3	3.9	3.5	1.1	1.3	-1.4	-0.1
15.2	12.1	10.4	9.2	8.7	7.4	5.6	2.5	1.4
3.5	3.5	3.4	2.9	2.9	2.9	3.0	2.6	2.3
2.5	2.6	2.3	2.1	2.6	3.1	3.4	4.3	3.5
5.9	4.7	3.4	4.1	4.7	4.8	5.4	5.1	5.9
13.5	10.4	6.9	6.7	4.7	1.8	-0.5	-0.9	-0.4
8.0	2.8	5.9	9.5	7.4	5.9	8.3	8.8	6.0
-12.5	-9.7	-13.8	-9.6	-8.6	-17.5	-13.7	-21.0	-13.6
10.3	10.0	10.2	10.3	7.7	6.2	3.3	-0.4	-0.2
5.2	4.6	4.0	3.9	2.7	2.3	2.3	1.7	1.8
2.7	3.8	3.6	3.9	4.4	4.4	4.4	4.1	3.3
8.9	8.3	7.9	8.2	8.1	8.1	8.1	7.5	6.4
-0.3	1.5	1.5	1.8	2.5	2.7	2.6	2.4	1.8
11.3	10.9	10.6	10.5	11.0	9.5	3.4	1.4	1.5
3.5	3.0	2.6	2.5	2.5	2.8	2.3	2.4	2.4
18.3	18.3	18.0	17.9	18.8	15.5	4.4	0.7	0.8
-1.8	-2.5	-2.3	-2.2	-2.3	-2.4	-2.2	-2.3	-2.1
-0.7	-1.8	-1.6	-1.5	-1.4	-1.7	-1.5	-1.9	-1.7
-2.0	-2.5	-2.2	-2.2	-2.2	-2.5	-2.5	-3.2	-2.1
-0.7	-2.1	-1.4	-1.3	-1.3	-1.6	-1.6	-1.9	-2.2
0.4	0.5	-0.2	0.2	0.2	0.1	1.0	0.6	0.5
-4.7	-4.2	-4.2	-4.2	-4.6	-4.1	-4.0	-3.3	-3.1
-5.5	-5.7	-5.7	-5.9	-6.5	-5.8	-6.1	-4.5	-4.5
-8.3	-5.9	-5.8	-5.9	-6.0	-5.6	-5.5	-4.4	-3.6
-1.3	-1.9	-1.8	-1.6	-1.9	-1.9	-1.3	-2.4	-2.5
2.9	2.4	2.4	2.4	2.1	1.3	1.2	1.3	0.8
2.4	2.2	2.5	2.5	2.6	2.6	2.6	1.9	0.9
1.0	1.0	0.9	0.1	0.5	0.3	0.2	0.0	-0.3
2.5	0.6	0.0	0.0	0.0	0.0	3.0	13.9	13.9
4.7	4.0	3.5	3.7	2.6	0.0	-0.5	0.0	0.2
1.0	1.1	1.2	1.3	1.3	1.3	1.4	1.2	1.2
0.2	0.0	0.2	0.2	0.2	0.2	0.2	-0.2	-0.2
0.4	0.2	0.2	0.2	0.2	0.2	0.1	-0.3	-0.4
-1.9	-1.9	0.6	0.3	0.3	0.9	1.3	1.1	1.8
2.8	2.9	3.0	3.2	3.1	2.8	2.0	1.2	1.2
0.7	0.3	0.8	0.3	0.2	-0.1	0.0	0.1	0.0
-0.7	-0.6	-0.2	0.6	0.4	0.8	1.2	0.9	1.3
0.2	0.0	0.7	0.3	0.2	-0.5	0.3	-0.6	-0.2
0.4	-0.2	1.0	0.7	0.9	0.8	0.6	1.3	1.5
0.1	0.1	0.2	0.2	0.2	0.2	0.2	0.3	0.7
2.7	3.2	2.9	2.9	2.3	2.2	2.6	2.8	2.4
4.4	2.5	3.9	4.1	4.2	4.1	4.2	3.2	2.8
5.4	2.9	4.7	5.0	5.0	4.9	5.0	3.6	3.0
0.5	0.5	0.5	0.6	0.6	0.5	0.5	1.2	1.6
4.1	2.3	3.7	4.0	4.0	4.0	4.2	3.3	3.0
5.1	5.5	6.3	6.6	7.1	5.8	5.4	5.7	5.3
3.4	3.4	3.7	3.4	2.9	2.5	2.9	4.0	3.7
8.6	9.1	10.3	10.9	12.0	9.7	7.4	7.6	6.8
0.9	1.1	1.6	1.9	2.2	1.8	3.9	3.6	4.0
0.6	0.6	-0.3	-0.3	-0.3	-0.4	-0.3	-0.2	-0.1
0.0	0.0	-0.1	-0.1	-0.1	-0.1	0.0	0.0	0.0
1.2	1.1	1.4	1.4	1.3	1.2	1.5	1.2	1.3
-0.8	-1.3	-1.8	-3.2	-3.1	-4.2	-3.6	-3.3	-3.1
-1.2	-1.3	-1.1	-0.5	-0.5	-0.4	0.6	0.6	0.6
1.6	1.6	2.4	2.4	2.4	2.4	2.5	2.6	2.5
-0.3	-0.4	0.1	1.5	1.5	1.5	1.5	1.5	1.5
1.0	1.2	0.8	1.0	1.4	1.5	1.5	1.4	1.6
0.8	0.8	0.7	1.1	1.5	1.8	1.6	1.5	1.6
2.6	4.3	1.8	0.6	0.6	0.1	0.6	0.8	1.7
0.1	0.9	1.1	-0.7	-0.6	-0.4	-0.6	5.8	5.9
1.8	1.9	2.2	1.9	2.1	2.3	2.1	2.3	2.5

METHODOLOGICAL EXPLANATION

Consumer Price Index (CPI) is calculated with a new basket of product from January 2008. Weights are based on the results of the Household Budget Survey, carried out during October 2006 – September 2007.

December 2007 is considered as the base period (December 2007 = 100)

Previous change of the product basket was from January 2002, where the number of the products was increased from 221 to 262 products.

In the new basket the number of product is 272.

The international classification, COICOP, with 12 main groups was introduced to the previous product basket and it will continue to be used with the new product basket.

The index will cover all Albanian (rural and urban) territory. The previous index covered only the urban area.

The product weights will be different for each region.

Prices are collected in main cities of 11 prefectures were Kukes is within the prefecture of Diber.

The Consumer Price Index of Albania is a Laspeyres type index:

$$I_{0,i}^t = \frac{\sum_i P_i^t * Q_i^0}{\sum_i P_i^0 * Q_i^0}$$

With weights ($w = P*Q$) from base period this is approximated to:

$$I_{0,i}^t = \sum_i w_i * \left(\frac{P_i^t}{P_i^0} \right)$$

In more detail, a price relative is calculated for each item and region with geometrical mean on the sample of outlets:

$$PR_{t-1,ij}^t = \prod_{k=1}^n \left(\frac{P_{ijk}^t}{P_{ijk}^{t-1}} \right)^{1/n}$$

Monthly chaining gives the price relative from the base period:

$$PR_{0,ij}^t = PR_{0,ij}^1 * \dots * PR_{t-1,ij}^t$$

The price relatives are aggregated geographically to form product indices on items for whole Albania:

$$I_{0,i}^t = \sum_j r_{ij} * PR_{0,ij}^t \quad \text{where} \quad \sum_j r_{ij} = 1 \quad : \quad \forall_i \quad (\text{for all cases})$$

Aggregation over items then gives the CPI of Albania:

$$CPI_0^t = \sum_i w_i \cdot I_{0,i}^t \quad \text{where} \quad \sum_i w_i = 1$$

Acronyms

<i>P</i>	<i>price</i>
<i>PR</i>	<i>price relative</i>
<i>I</i>	<i>index</i>
<i>CPI</i>	<i>Consumer Price Index</i>
<i>t</i>	<i>time period t</i>
<i>t=0</i>	<i>base period</i>
<i>r</i>	<i>geographical weights</i>
<i>w</i>	<i>item weights</i>
<i>j</i>	<i>numbering of regions</i>
<i>i</i>	<i>numbering of items</i>

The annual rate measures the price change between the current month and the same month of the previous year. This measure is responsive to recent changes in price levels but can be influenced by one-off effect in either month

The monthly rate measures the price change between current month and previous month. Although up-to-date it can be affected by seasonal and other effects.

The 12-month average rate compares average Consumer Price Indices ant the latest 12 month to the average of the previous 12 months.

INSTITUTI I STATISTIKAVE

Blv. "Zhan D'Ark" Nr.3, Tiranë, Tel: +355 4 2222411 /2233356/2223357, Fax: +355 4 228300,
email: botim_difuzion@instat.gov.al web: www.instat.gov.al